

Why become a CRSI Professional Member?



The professionals in the world of reinforced concrete are many—there is the engineer, architect, code writer, building official, specification writer, university professor and researcher, among others. These professionals are eligible for membership in the Concrete Reinforcing Steel Institute. The benefits associated with CRSI membership are vital to your career, and your business.

As a CRSI professional member:

- **You will save on CRSI publications.** Members may order three copies of any publication every year at the members' discount price.
- **You will be informed of CRSI activities.** You will receive the CRSI quarterly newsletter, *SHOPtalk*, and other valuable and timely information. And you have the opportunity to participate in national and local CRSI meetings. CRSI holds a Technical Meeting, Spring Conference and Fall Business Meeting each year in addition to regional and chapter meetings.
- **You can take part in a technical information exchange.** Technical papers from many CRSI sources are periodically published and distributed to professional members. You will also be able to participate on CRSI's technical committees which review, and periodically revise the *CRSI Design Handbook*, the *Manual of Standard Practice*, and other major Institute publications.
- **You will enjoy authorship opportunities.** Members may submit educational ideas or practical papers for publication in the nationally distributed *CRSI Technical Notes* series, *Structural Bulletin Series* and other technical publications.

All these benefits for \$150 per year. Become a member today! Complete and return this application and start benefiting from Professional Membership in CRSI. Visit www.crsi.org for more information.

The Concrete Reinforcing Steel Institute (CRSI) is an established, professional trade association representing every aspect of the steel reinforced concrete industry. From technical publications and design aids to educational seminars and membership functions, CRSI offers all its members a complete network of industry information and support.



CRSI

Concrete Reinforcing Steel Institute

CORPORATE HEADQUARTERS

933 N. Plum Grove Road, Schaumburg, IL 60173
p. 847.517.1200 f. 847.517.1206

Regional offices nationwide

www.crsi.org


CRSI

Concrete Reinforcing Steel Institute



CRSI Professional Membership

What can it do for you?



Application for Professional Membership in the Concrete Reinforcing Steel Institute

Notes Regarding CRSI Membership

- ✓ Membership is on an individual basis and is not transferable.
- ✓ Annual Membership Dues: **US \$150** (to accompany application, with renewal annually on January 1).
- ✓ Payments, contributions or gifts to the Concrete Reinforcing Steel Institute are not tax deductible as charitable contributions. However, they may be tax deductible as ordinary and necessary business expenses.
- ✓ Mail application and dues to:
**Concrete Reinforcing Steel Institute
Attention: Membership Department
933 North Plum Grove Road
Schaumburg, IL 60173-4758 USA**

Principal Occupation (Check one only)

- | | |
|---|--|
| <input type="checkbox"/> Architect | <input type="checkbox"/> Civil Engineer |
| <input type="checkbox"/> Structural Engineer | <input type="checkbox"/> Owner/Developer |
| <input type="checkbox"/> Construction Manager | <input type="checkbox"/> Inspector |
| <input type="checkbox"/> Building Code Official | <input type="checkbox"/> Administration |
| <input type="checkbox"/> Marketing/Sales | <input type="checkbox"/> Elected Official |
| <input type="checkbox"/> Union/Labor Council | <input type="checkbox"/> Materials Scientist |
| <input type="checkbox"/> Technician | <input type="checkbox"/> Professor/Instructor/Researcher |
| <input type="checkbox"/> Other _____ | |

CRSI Technical Committees

Please check the CRSI Committee(s) you are interested in:

- | | |
|---|--|
| <input type="checkbox"/> Bar Supports | <input type="checkbox"/> Design Aids and Codes |
| <input type="checkbox"/> Engineering Practice | <input type="checkbox"/> Manual of Standard Practice |
| <input type="checkbox"/> Material Properties | <input type="checkbox"/> Placing Reinforcing Bars |
| <input type="checkbox"/> Reinforcing Bar Detailing | <input type="checkbox"/> Research and Development |
| <input type="checkbox"/> Durability of Steel Reinforced Concrete Structures | |
| <input type="checkbox"/> Reinforcement Anchorages and Splices | |

I hereby certify I am actively engaged in the reinforced concrete industry as indicated below:

Name _____

Professional Designation _____

Employer _____

Current Position _____

Preferred mailing address: Business Home

Business Address _____

City, State, Zip _____

Business Phone _____

Business Fax _____

Primary E-mail Address _____

Home Address _____

City, State, Zip _____

Professional Society Memberships _____

Professional Registration _____
(please list State(s))

If you have no professional memberships or registrations, please specify a professional employment reference here:

Signature _____ Date _____

Name on Credit Card _____

Credit Card Number _____

Credit Card Expiration Date _____

We accept Visa, Mastercard, Discover and American Express.

Areas of Interest (Check all that apply)

SINGLE FAMILY HOUSES

- One-Family Houses Two-Family Houses

MFLR, HOTELS, MOTELS

- Multi-Family Low Rise Dormitories
 Low-Rise Apartments High-Rise Apartments
 Low-Rise Hotels/Motels High-Rise Hotels/Motels

PUBLIC BUILDINGS

- Classroom Buildings Religious Buildings
 Low-Rise Hospitals High-Rise Hospitals
 Passenger Terminals
 Social/Cultural/Recreations Buildings
 Public Administration/Service Buildings

INDUSTRIAL/COMMERCIAL BUILDINGS

- Low-Rise Offices High-Rise Offices
 Stores/Restaurants Commercial Warehouses
 Industrial Buildings/
Warehouses & Terminals

HIGHWAYS, STREETS, BRIDGES

- State Highways Bridges
 Local Urban Streets and Roads

WATER/WASTE MANAGEMENT

- Dams Harboring & Dredging
 Water Supply Sanitary/Storm Sewers
 Water/Sewer Tunnels Water Treatment Plants

UTILITIES

- Power Plants Oil/Gas/Chemical Plants
 Transmission Structures

OTHER PUBLIC WORKS

- Parks & Stadiums Airports (excluding Buildings)
 Defense Facilities Railroads (excluding Buildings)

MAINTENANCE AND REPAIR

- General

OTHER

- Farm Services Facilities Oil & Gas Wells
 Mining & Quarrying

FOR INTERNAL USE ONLY

Application Review _____

Board of Directors Approval _____



Visit www.crsi.org for a full list of committees and task groups.